

# MILWAUKEE COUNTY TRANSIT SYSTEM

## 2013 SERVICE STATISTICS





## 2013 SERVICE STATISTICS

Service Area/Milwaukee County	242 Square Miles
Milwaukee County Population	956,023
City of Milwaukee Population	599,164
Miles Served	17,244,868
Bus hours	1,328,034
Revenue Passenger Ridership	36,451,283
Total Passenger Ridership	43,008,924
Paratransit Ridership Total	544,357
Passenger Trips on an Average Weekday	156,328
Average Revenue Passengers per Bus Hour	27.4
Average Passengers per Bus Hour	32.4
Routes	54
40 Foot Low Floor New Flyer Buses	404
Average Age of Vehicle	5
Oldest Vehicle	12
MCTS & Private Bus Shelters	638
Advertising bus shelters	125
Bus stops	5,434
Summer Service Ridership	358,488
AM Peak Bus Use	327
PM Peak Bus Use	322
Freeway Flyer Ridership	409,387

**MCTS** provides

more than

**43 Million**

rides each year.

### Additional Bus Services Provided

Operate Ozaukee County Express Route 143:

Five buses operating 35 bus hours per weekday

Total ridership including Summer Services: 116,587

Operate Waukesha County's Route 79 and Route 10 (partial):

Operating 32 bus hours per weekday

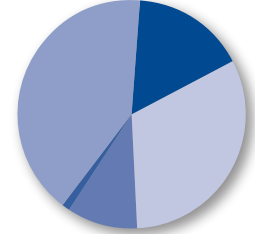
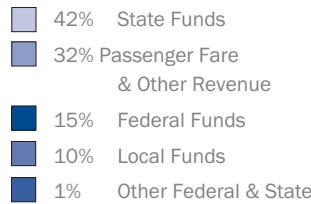

Total ridership: 270,695

## ANNUAL OPERATING BUDGET

Fixed Route .....	\$136,356,000
Transit Plus.....	\$15,710,000
Total.....	\$152,066,000

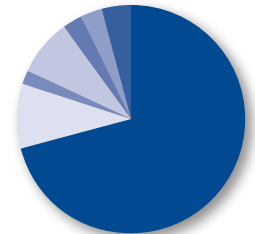
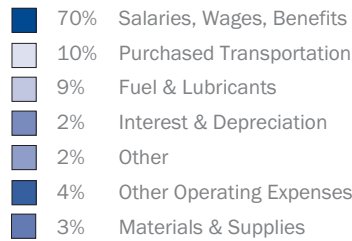
## 2013 REVENUE STATISTICS

Passenger Fares.....	\$42,005,000
Other Revenue .....	\$6,987,000
Federal Funds.....	\$22,422,000
State Funds.....	\$64,640,000
Other Federal & State .....	\$1,045,000
Local Funds .....	\$14,967,000
Total.....	\$152,066,000

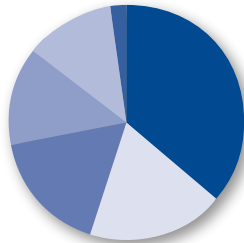
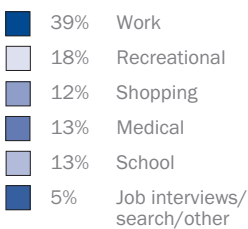


## EXPENSES

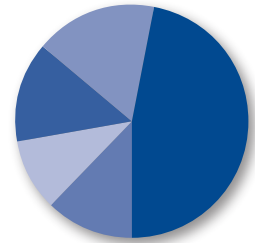
Salaries, Wages, Benefits....	\$106,464,000
Purchased Transportation .....	\$14,640,000
Fuel & Lubricants.....	\$12,956,000
Materials & Supplies.....	\$4,726,000
Other Operating Expenses .....	\$6,313,000
Total MTS .....	\$145,099,000
Interest & Depreciation .....	\$3,355,000
Other.....	\$3,612,000
Total Expenses.....	\$152,066,000



## REASONS TO RIDE



## YEARS USING THE BUS



## HOW FARE IS PAID

Cash.....	40%
Full Fare Tickets.....	19%
Weekly Pass.....	11%
Half Fare Tickets.....	10%
U-PASS.....	9%
CVP.....	3%
Freedom Pass .....	1%
Other.....	2%
Monthly Pass .....	5%





MILWAUKEE COUNTY TRANSIT SYSTEM

1942 NORTH 17TH STREET

MILWAUKEE, WI 53205

