

MILWAUKEE COUNTY TRANSIT SYSTEM



The mission of the Milwaukee County Transit System is to provide reliable, convenient and safe public transportation services that efficiently and effectively meet the varied travel needs of the community and contribute to its quality of life.

MILWAUKEE COUNTY TRANSIT SYSTEM | 414-344-6711 | RideMCTS.com | @RideMCTS

HIGHLIGHTS FROM 2015

SERVING MILWAUKEE...AND BEYOND

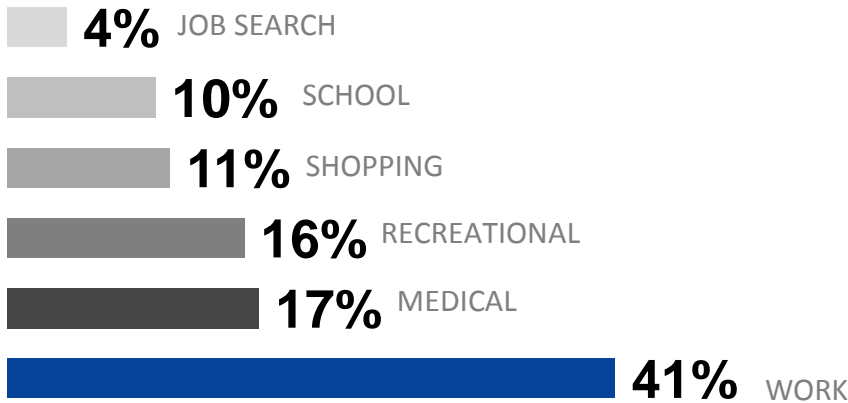
In 2015, the year began with improved express services along a major east-west corridor, as well as a major north-south corridor. New routes also brought service to jobs in outlying areas including Menomonee Falls, Germantown, Brown Deer and Oak Creek.

THE PAYMENT SYSTEM OF THE FUTURE

As part of the new electronic fare system, MCTS launched an online portal to purchase stored value and passes, which made bus fares more widely available to passengers as MCTS completed the phase out of paper fares.

Work also began on a new e-ticketing bus fare solution for special events. MCTS is partnering with a small start up company to build the solution, with plans to introduce it for Summerfest 2016.

PRIMARY REASONS TO RIDE



48% of current adult riders report that at some point in their lives, MCTS service has helped them get a job.

29% of that same group report the bus has helped them advance in their job.

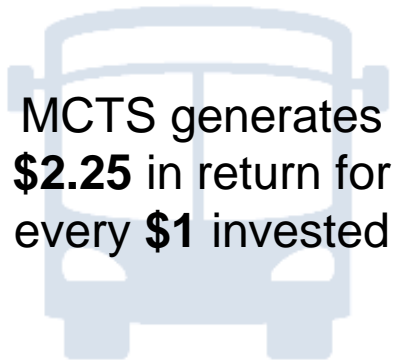


MORE HIGHLIGHTS IN 2015...

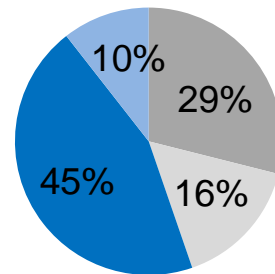
A NEWER, SAFER RIDE

Twenty eight new buses were purchased and put into service, along with 30 more in 2016. The fleet will be further improved by a new mobile surveillance system. At the end of 2015 a vendor was selected to install 10 HD cameras on each bus.

2015 FUNDING SOURCES



MCTS generates **\$2.25** in return for every **\$1** invested



- Passenger Fares & Other Revenue
- Federal
- State
- Local Funds

2015 SERVICE STATISTICS

Service Area/Milwaukee County	242 Square Miles
Milwaukee County Population	956,406
City of Milwaukee Population	599,642
Miles Served	18,437,783
Total Passenger Ridership	39,313,138
Paratransit Ridership Total	523,406
Passenger Trips on an Average Weekday	142,848
Buses	410
Average Age of Vehicle	6
Oldest Vehicle	14
MCTS Bus Shelters	791
Bus Stops	5,622
Freeway Flyer Ridership	477,054
Summer Service Ridership	245,261
MCTS Full Time Employees	1,029



3.7 million

bus rides taken by college students thanks to the U-PASS program.



Over 1 million

bus rides taken by commuters who work for companies enrolled in the MCTS Commuter Value Pass program.



Over 400,000

bus rides taken by persons with disabilities through the New Freedom program, saving money on costly paratransit service.



159,381

Bikes carried by bike racks on buses, which help extend MCTS' reach in the community and beyond.